

Free Choice  Activities

Week commencing 18th January

STORY FOCUS

New character

Gruffalo crumble

Cosmic Kids Yoga

Sorting

Counting

Animal research

Playdough





Drawing and Labelling

Animal Mask



CHARACTERS

Can you draw and label the characters from the story?




Which is your favourite character and why? Can you cut your characters out so that you can do the sorting activity later?

COUNTING

Can you answer these questions and then subitise to find the matching pattern?

- How many friends does the mouse have?

- How many legs do the animals and Gruffalo have all together?



Can you cut out the subitising patterns and put them in order of lowest to highest?

How about highest to lowest?

MY NEW CHARACTER

Can you think of a new character
that mouse could meet?

What does it look like?
Can you draw a picture of
your new character?

What would it say to mouse?



What might it do?

New character

SORTING

Can you sort the animals that you cut out into groups depending on how many legs they have?

0

Legs

2

Legs

4

Legs

6

Legs

Which group has the most animals?

Sorting



SORTING

Can you sort the animals into groups, depending on whether they have fur or not?

Fur

No Fur

Which group has the most animals?
What are the animals with no fur covered in?



ANIMAL RESEARCH

Can you choose 2 animals from the story and use the internet to research where they are from, what they live in and what they think is yummy?

ANIMAL ID CARD

Animal name

Where am I from?

What do I live in?

What do I like to eat?

-----

ANIMAL ID CARD

Animal name

Where am I from?

What do I live in?

What do I like to eat?

-----

PLAY DOUGH GRUFFALO!

Can you make your own play dough, then use it to make a model of the Gruffalo?

NO-COOK PLAY DOUGH RECIPE



2 cups of flour

1 ADD



1 cup of salt



2 MIX!!

3 ADD

2 drops of food colouring

1 tablespoon of oil



1 cup of cold water

4 MIX!!

5


6

USE half for your models. STORE half in the fridge.

GRUFFALO CRUMBLE

Follow the recipe on Tapestry to make your own Gruffalo crumble. YUM!

Can you draw a picture of your favourite ingredient?



Did you notice any tricky words in the recipe?

Can you write them down here?



On a scale of 1 to 10 how tasty was Gruffalo crumble?

YUK!



1 2 3 4 5 6 7 8 9 10

YUM!

Gruffalo crumble

FEELING SCARED

The mouse was very brave on his walk. What makes you feel scared or brave? What helps you to feel better?

①

②

FEELING BRAVE

①

②

FEELING BETTER

①

②

We all know that yoga helps us feel better!
Try the Gruffalo Yoga session by Cosmic Kids Yoga.

MOUSE MASK

How to make your own mouse mask!


Step 1: Colour and decorate the mouse mask.

Don't forget the whiskers!

Step 2: Cut out the eye holes and then cut around the mask.

Step 3: Turn the mask over and place a stick from the top, down the centre of the mask. Let it overhang at the bottom by around 10 cm.

Step 4: Secure with tape.


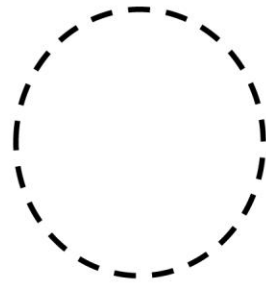


Step 5: Hold the mask up to your face and do your best mouse impression! Squeak! Squeak!



ANIMAL MASK

Can you design and make your own animal mask?
Maybe you could try making a fox, an owl,
a snake or even the
Gruffalo?



THE BEGINNING

Story Map

1

2

3

4

5

6

7

8

THE END